



## HydroHome Trial

A guide to using the app.

- Control devices with Alexa

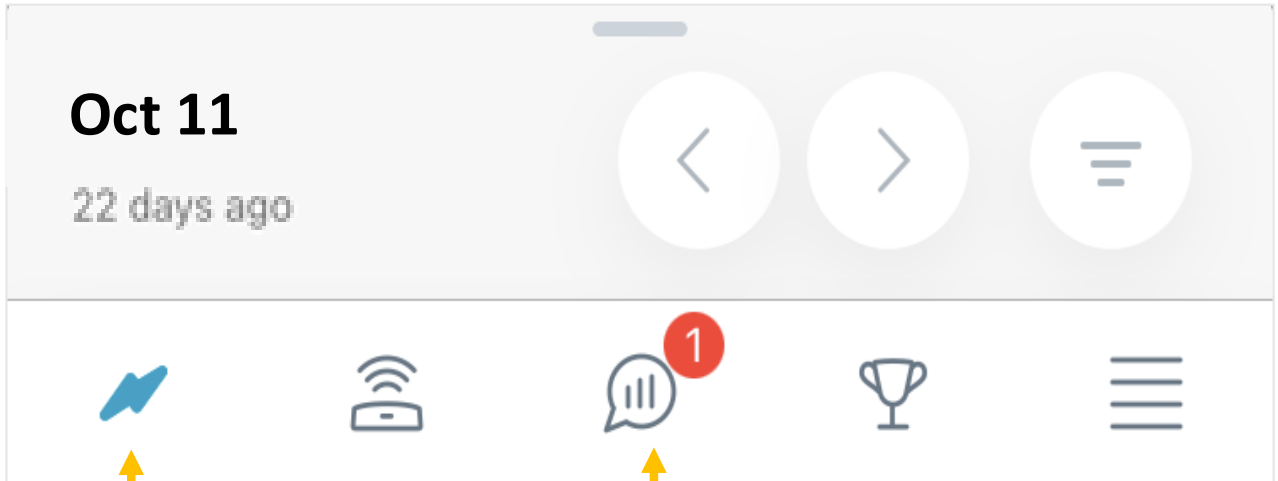
(iOS/Android)

**HydroHome**

Your smart home application

# Understanding the basic app navigation

At the bottom of most screens of the app you will find the navigation bar. Use these icons to move between sections of the app



## Energy Screens

- See your energy usage live (and historical)
- Set an energy budget
- See your usage breakdown
- Filter your usage
- Overlay weather info

## My Devices

- Setup your smart devices
- Start Alexa set up
- Control devices
- Set schedules
- Set automations
- Check hub connectivity

## Energy Advisor

- Receive in-app notifications on how your energy use is trending, receive tips and warnings about your usage
- Track your energy score

## Main Menu

- Select your free plan
- Set rules and automations
- Shop for compatible smart products
- Browse tips and projects
- **Contact support**

## Controlling devices with Voice through Alexa

Devices that are set up to be controlled with the HydroHome app, can also be controlled using your Amazon Alexa speaker or Alexa app.

Voice control is ideal for situations where it is easier to say a command than it is to open the HydroHome app and adjust your device that way.

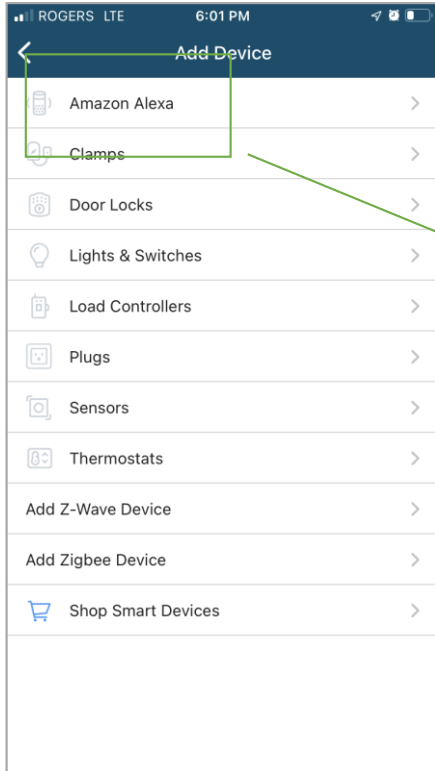
When you connect your HydroHome account to your existing Alexa account you still retain all the control capabilities of the HydroHome app. Alexa just offers an additional way in which you can interact with your devices.

Alexa is great for the basic device commands such as; On, Off, Set Temperature, Dim/Brighten Lights etc.

More complex features such as schedules and rules/automations are easier to set up in the HydroHome app.



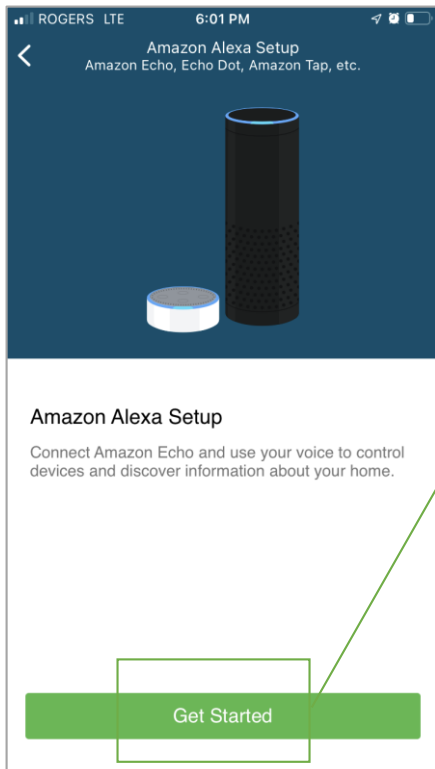
# Linking your HydroHome App account with Alexa



First go to your "My Devices" page

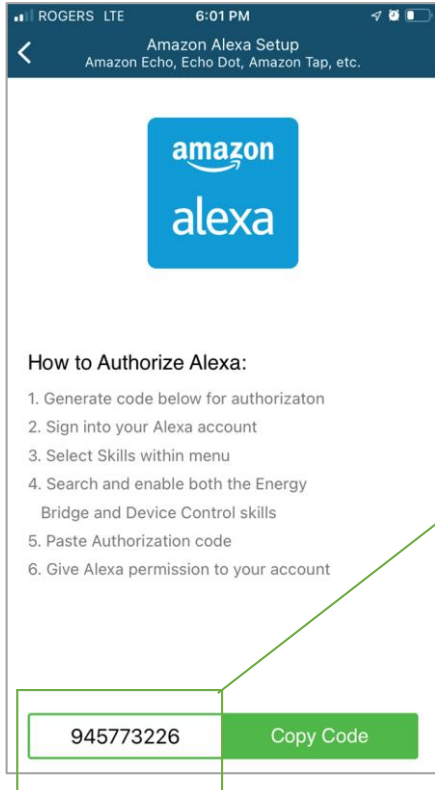
select "Add Device" or "+"

Select Amazon Alexa



Select 'Get Started'

# Linking your HydroHome App account with Alexa



This will generate a code  
(that lasts for 6 mins)

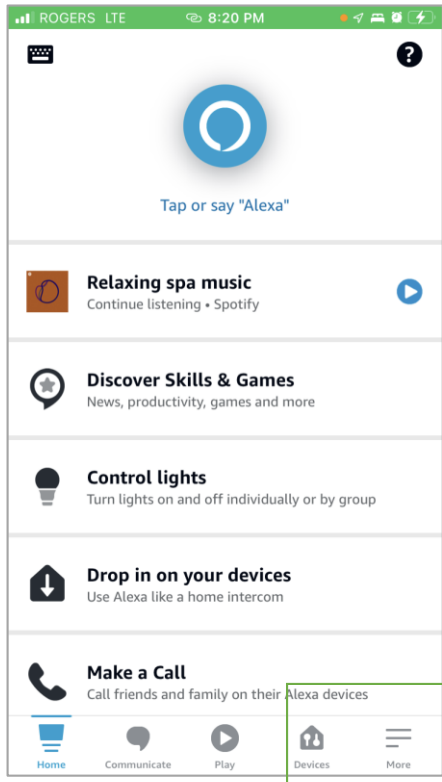
You will need to enter this code in your  
Alexa App.

Copy this code

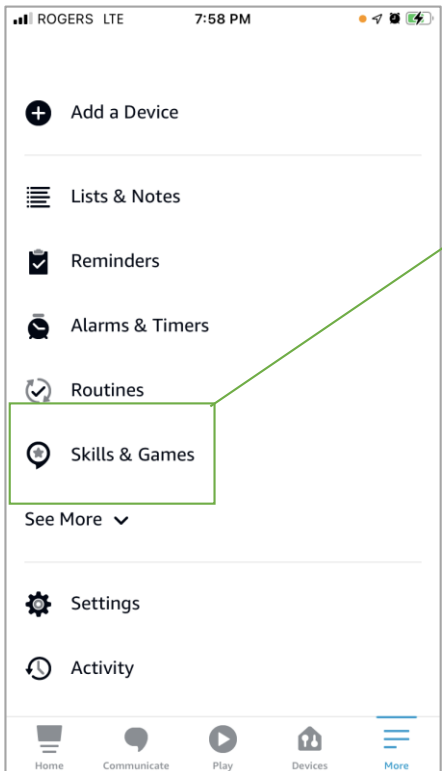


Open your Alexa app, on your smart phone  
or tablet.

# Linking your HydroHome App account with Alexa

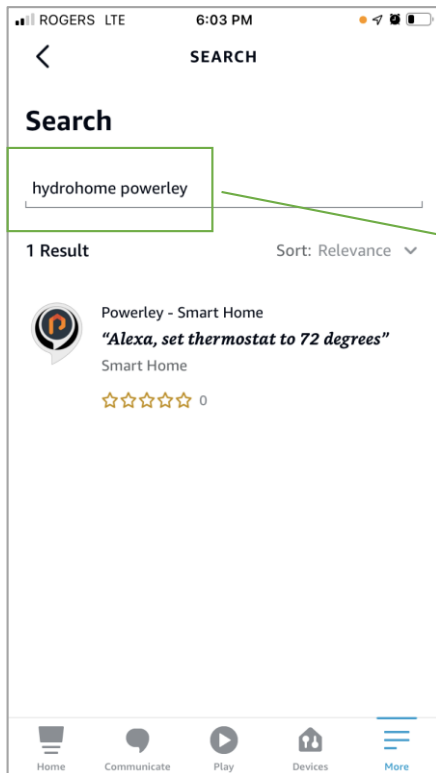


Select the main menu on your Alexa App.



Select Skills and Games

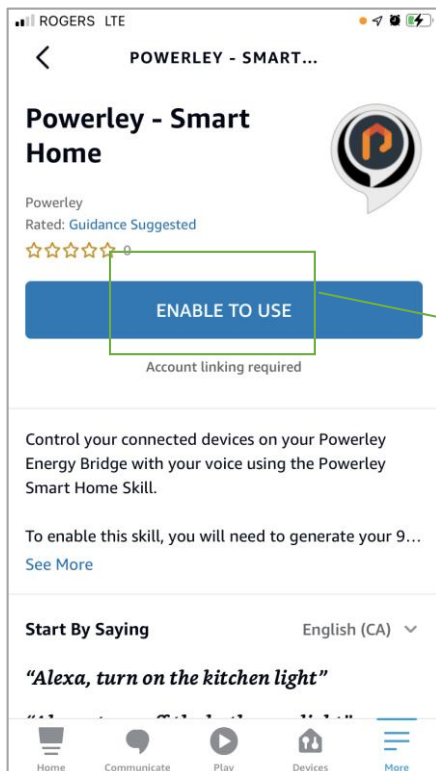
# Linking your HydroHome App account with Alexa



Use the search function to search for the HydroHome app

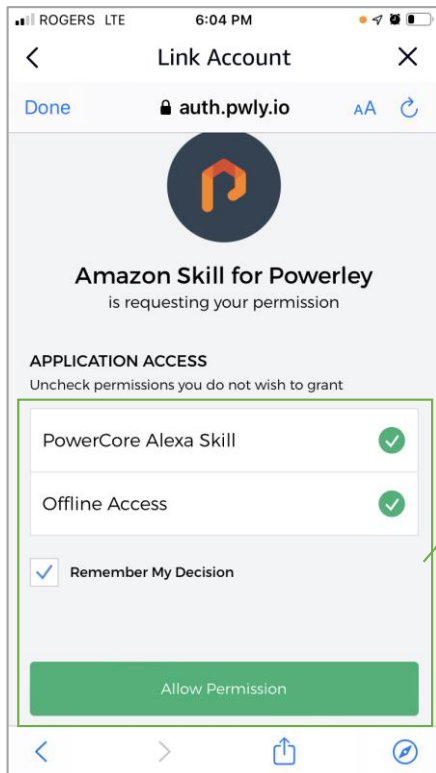
Enter "HydroHome Powerley" into the search bar.

The app looks like this in the Alexa system.



Press "Enable to Use"

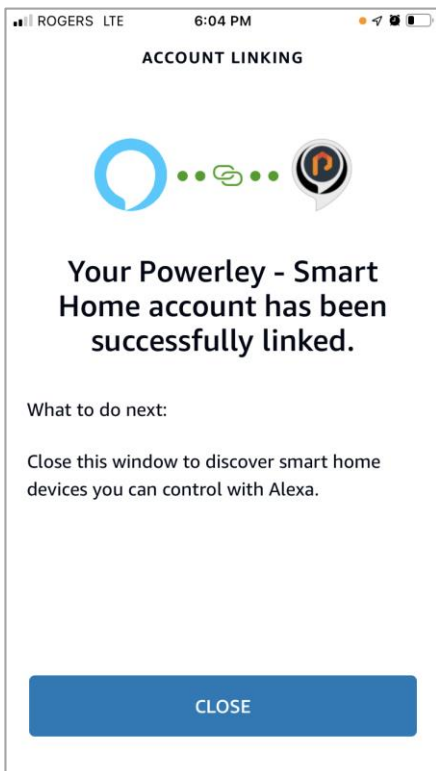
# Linking your HydroHome App account with Alexa



Ensure that you have enable these two options.

Tick "Remember My Decision"

Press "Allow Permission"



**You should be all set.**

Alexa will locate the devices that are connected to your HydroHome hub and will assign them the same names that you have defined in the HydroHome app.

Enjoy voice control.

If at some point you want to unlink the HydroHome app account from your Alexa account, this is done via the Alexa App.





## For more support

Use the In-App support on the main menu page of the app.

